

Fixed Frequency Synthesizer Surface Mount Module

Applications

- Data Clocks
- Test Instrumentation
-

Application Notes

- AN-107: Manual Soldering Technique
- AN-205: Measuring Phase Noise for SFS Series

Performance Specifications	Min	Typ	Max	Units
Frequency	500		500	MHz
Phase Noise @ 10 kHz offset (1 Hz BW)		-114		dBc/Hz
Harmonic Suppression (2nd)		-13		dBc
Spurious Suppression		-70		dBc
Power Output	-2		2	dBm
Load Impedance				Ω
Settling Time		1		mS
Operating Temperature Range	-40		85	$^{\circ}\text{C}$
Package Style		PLL-V12N		

Power Supply Requirements	Min	Typ	Max	Units
Supply Voltage 1: PLL (Vcc, nom)		3		Vdc
Supply Voltage 2: VCO (Vcc, nom)		5		Vdc
Supply Current 1: PLL (Icc, typ)		10		mA
Supply Current 2: VCO (Icc, typ)		25		mA

Reference Oscillator Signal	Min	Typ	Max	Units
Frequency		10		MHz
Phase Noise @1 kHz Offset		-145		dBc/Hz

Additional Notes

LFSuffix = RoHS Compliant. All specifications are subject to change without notice.

© Z-Communications, Inc. All Rights Reserved.

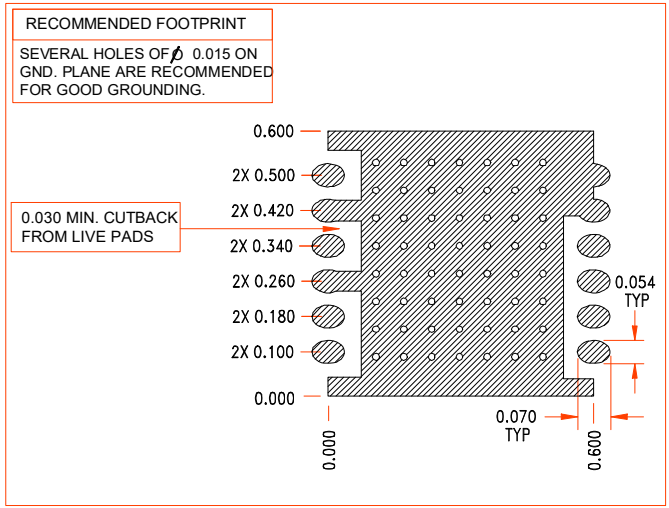
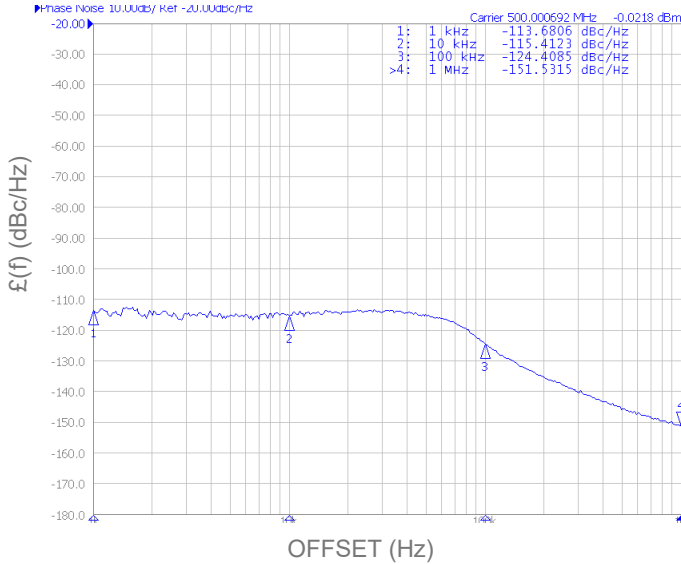
14118 Stowe Drive, Suite B | Poway, CA 92064 | TEL: (858) 621-2700 | FAX: (858) 486-1927

URL: www.zcomm.com | EMAIL: applications@zcomm.com

Phase Noise, typ.

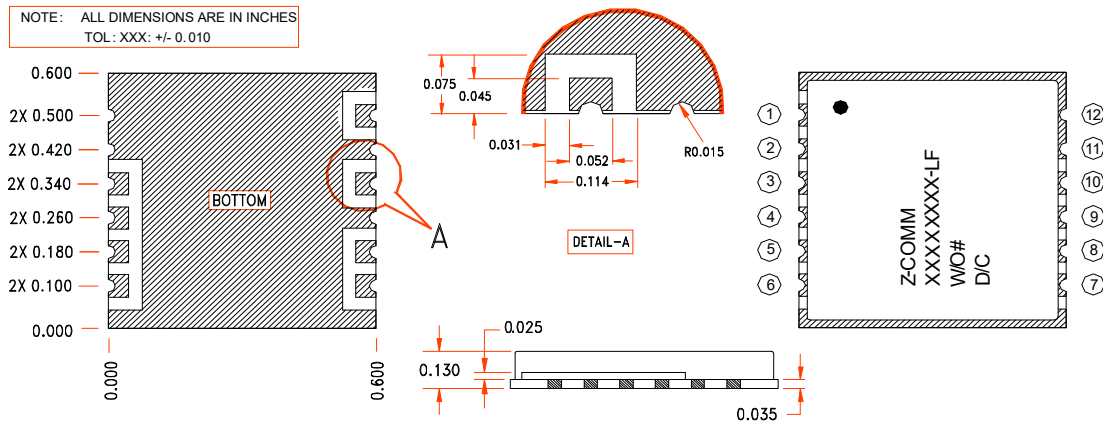
Footprint

PHASE NOISE (1 Hz BW, typical)



Physical Dimensions

NOTE: ALL DIMENSIONS ARE IN INCHES
TOL: XXX: +/- 0.010



SFS PIN CONFIGURATION	
1	Vcc (VCO)
3	RF OUT
5	MUX OUT
6	Vcc(CHIP)
8	N/C
10	REF IN
REST	GROUND

PVA PIN CONFIGURATION	
1	Vcc (VCO)
3	RF OUT
5	MUX OUT
6	Vcc(CHIP)
7	CLOCK
8	DATA
9	ENABLE
10	REF IN
REST	GROUND

LFSuffix = RoHS Compliant. All specifications are subject to change without notice.

© Z-Communications, Inc. All Rights Reserved.

URL: www.zcomm.com | EMAIL: applications@zcomm.com